


M 250



MAGNETIC DRIVE PUMPS

Highlights

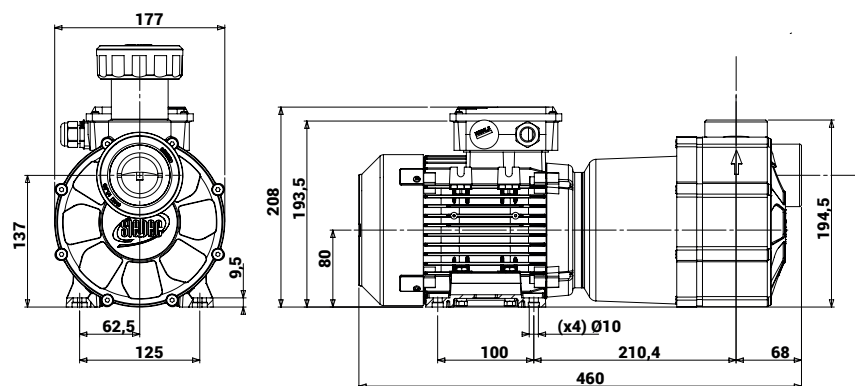
- Polypropylene construction : great resistance to acids and alkalines
- Closed centrifugal impeller with diffusor : great efficiency
- Magnetic drive : no mechanical seals, no risks of leaks
- Impeller shaft ceramic / ceramic or ceramic / graphite with ceramic / rulon stop : great resistance (no dry run)
- Self-repriming : up to 2m vacuum
- Integrated safety strainer
- Integrated electrical motor IE3
- **Special high density versions : liquids of density 1,8**
- Connection : grooved nozzles
- Option : union nut, flanges



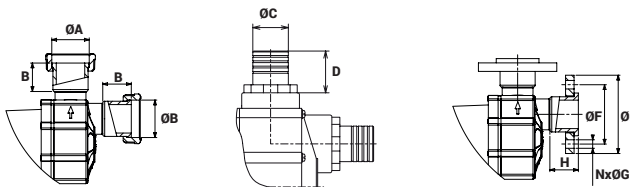
Technical features

Drive		Magnetic
Shaft / Sleeve		Ceramic / ceramic
Electrical motor		IE3
Power supply - V		230 / 400 3ph
Frequency - Hz		50 or 60
Rotation speed - rpm		3 000
Motor power - kW		1,5
Max output - m³/h		26
Max head - mWC		19
Max temperature - °C	PP	80
	PVDF	110
Density		<1,2 (<1,8 in option)
Gaskets	PP	EPDM - FPM
	PVDF	FPM

Dimensions



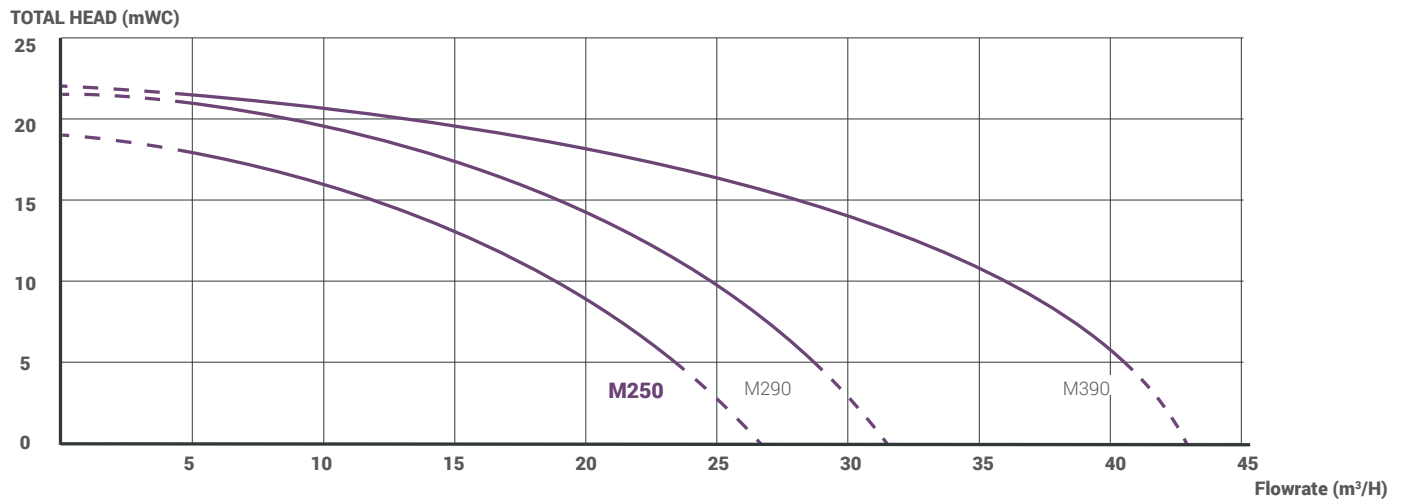
Connections



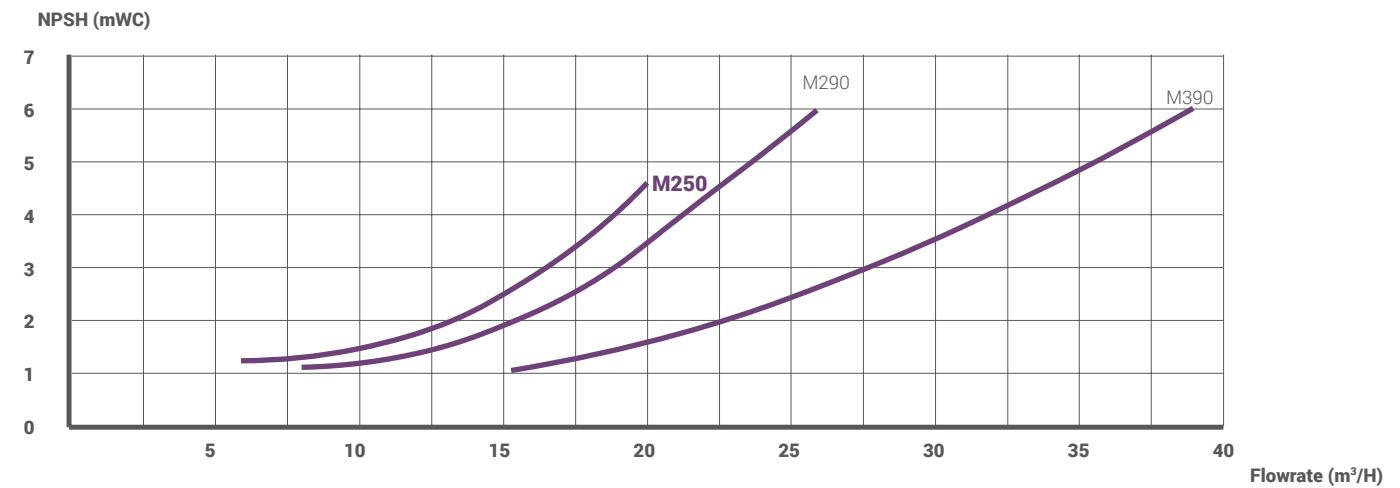
- 1** Union nut **2** Grooved nozzles **3** Flanges

		Inlet	Outlet
1	ØA-B	2×3/4 (DN50) - 60	2×3/4 (DN50) - 60
2	ØC - D	50 - 55	50 - 55
3	ØE - ØF - NxØG - H	Ø125 - Ø165 - 4x Ø18 - 60	Ø125 - Ø165 - 4x Ø18 - 60

Flowrate charts



NPSH charts



Efficiency charts

