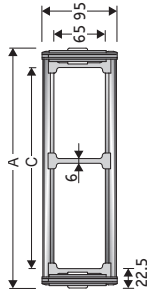


Bright zinc plated steel cable chain with Alu-frames

Inner height (D) 65 mm

Bright Zinc Plated Steel Cable Chain.¹ Aluminium Holed cross pieces designed or Alu-frame are mounted each second link. Quote C can be in special size.
¹ available in Stainless Steel.



Separator

- Unassembled Part.no ST3500F
- Assembled Part.no ST3500FMC

Technical characteristics when self-supported

Speed	0,5 m/s
Acceleration	2 m/s ²

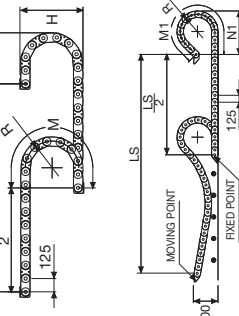
For higher requirements, please consult our technical dept.

For sliding applications, characteristics techniques may vary depending on the frequency, added weight and work environment.

Aluminium frames with nylon separators

A	B	C	D	R	Weight/m	Chain
mm	mm	mm	mm	mm	kg	Part Number
149	95	104	65	200-250-300-350-400-450-500-600	10,30	35LT104□□□*
199	95	154	65	200-250-300-350-400-450-500-600	10,67	35LT154□□□*
249	95	204	65	200-250-300-350-400-450-500-600	11,04	35LT204□□□*
299	95	254	65	200-250-300-350-400-450-500-600	11,41	35LT254□□□*
349	95	304	65	200-250-300-350-400-450-500-600	11,78	35LT304□□□*
399	95	354	65	200-250-300-350-400-450-500-600	12,15	35LT354□□□*
449	95	404	65	200-250-300-350-400-450-500-600	12,52	35LT404□□□*
499	95	454	65	200-250-300-350-400-450-500-600	12,89	35LT454□□□*
549	95	504	65	200-250-300-350-400-450-500-600	13,26	35LT504□□□□*
C+45	95	...	65	200-250-300-350-400-450-500-600		35LT□□□□□□□*

*Complete the code by inserting the value of the radius (R); Ex. 35LT15(2)□□□□□□□□□□
 **Chain equipped with aluminium draw plates every pitch; complete the code by inserting the letter D.
 Ex. 35LT154250(D)



Length of chain (L)
 Half travel distance ($\frac{LS}{2}$)
 plus length of curve (M) or (M1)

$$L = \frac{LS}{2} + M \text{ or } M1$$

Machined Cross Frame

Machined cross frames 35LA available on request for bending radius listed below. Custom solutions for machined cross frames realization, based on customers and/or specific requirements. Please contact Brevetti Stendatto's Technical Department for further information.

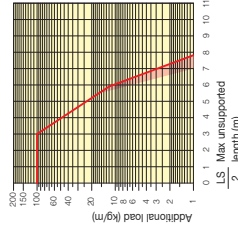
R	H*	N	M	N1	M1
mm	mm	mm	mm	mm	mm
200	512	375	880	1100	2360
250	612	425	1040	1310	2870
300	712	480	1200	1495	3335
350	812	525	1350	1670	3775
400	912	575	1510	1825	4190
450	1012	625	1670	1975	4595
500	1112	675	1825	2120	4985
600	1312	775	2140	2390	5750

*The height H should be increased by 10 mm/m approx. because of preload. In case of limitation to the available space, refer to the technical Optim.



Self-Supporting Capacity Diagram

The maximum length of the self-supporting capacity ($\frac{LS}{2}$) in relationship to the weight of the cables and hoses contained per linear metre.



Bright Zinc Plated Steel End Brackets

The end brackets set, containing four steel plates screwed to the links allows the two ends of the chain to be attached to the equipment.

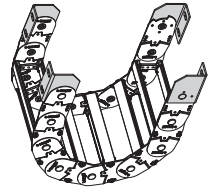
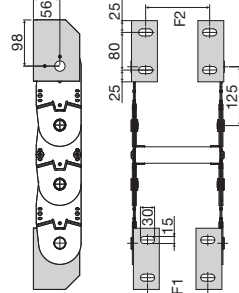


Fig. A
Chain fixed outer radius (Fig A)



Chain type	F1 mm	F2 mm
35LT104	78	86
35LT154	128	136
35LT254	228	236
35LT304	278	286
35LT354	328	336
35LT404	378	386
35LT454	428	436
35LT504	478	486

Special widths
 F1=A-71.5 F2=A-63.5

Bright Zinc Plated Steel Type Part Numbers

Chain type	Complete Set Assembled End Brackets Set
35LT...	A35LK□□**


Chain type	Complete Set Unassembled End Brackets Set
35LT...	A35LK

** / =Pos. 1; 2=Pos.2; 3=Pos.3

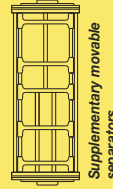
Serie Steel

35LT

Bright zinc plated steel cable chain with Alu-frames



Suitable to long travel distance
 See page 222



Supplementary movable separators.

For further information please consult Brevetti Stendatto's Technical Office